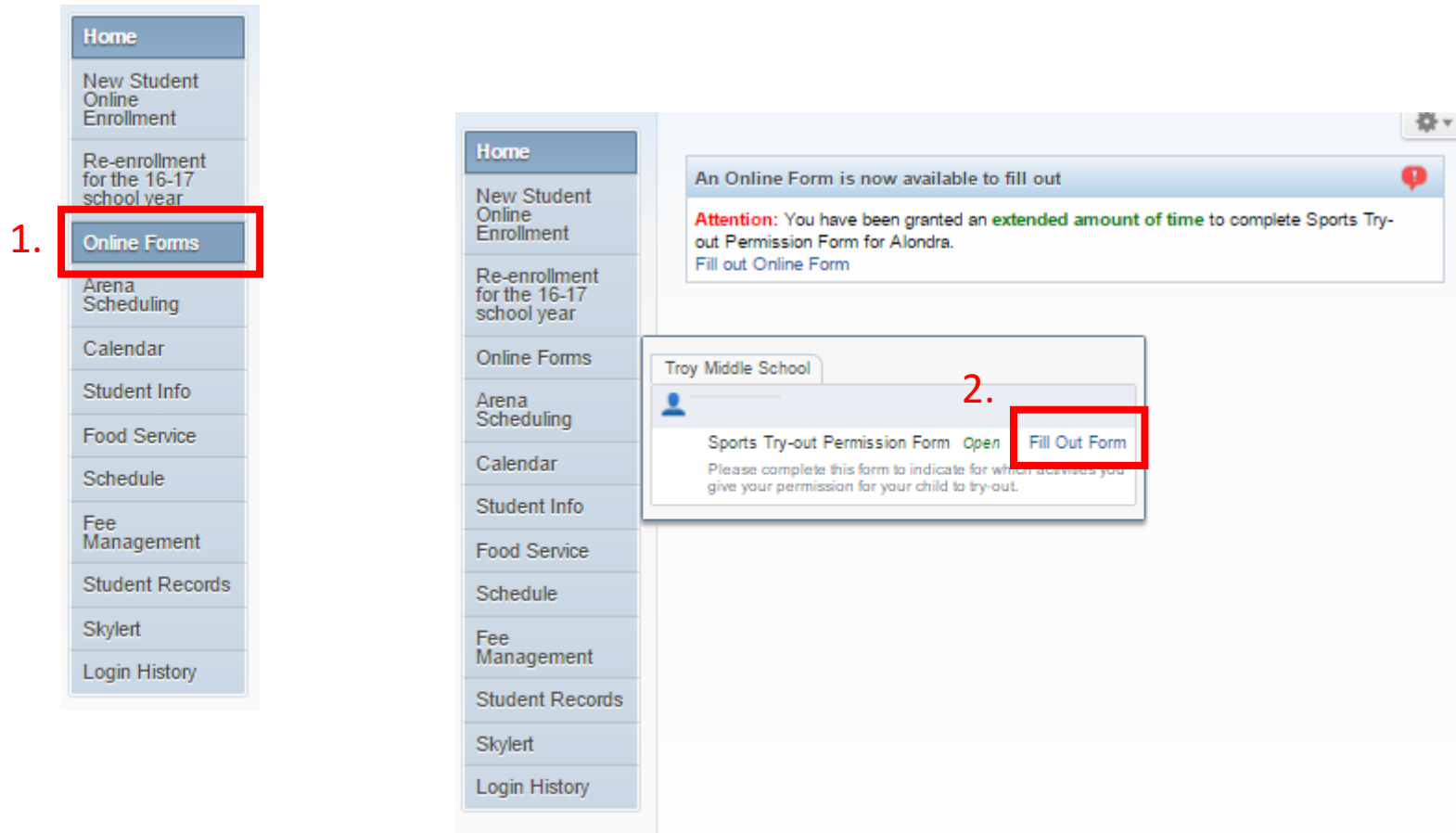


Family Access – Sports Try-out Permission Online Form

1.



The screenshot displays the Family Access website interface. On the left, a vertical navigation menu contains several options: Home, New Student Online Enrollment, Re-enrollment for the 16-17 school year, Online Forms (highlighted with a red box and labeled '1.'), Arena Scheduling, Calendar, Student Info, Food Service, Schedule, Fee Management, Student Records, Skylert, and Login History. The main content area features a notification banner at the top stating 'An Online Form is now available to fill out' with an attention icon. Below this, an 'Attention' message reads: 'You have been granted an extended amount of time to complete Sports Try-out Permission Form for Alondra. Fill out Online Form'. A modal window is open, showing 'Troy Middle School' and a 'Sports Try-out Permission Form' with an 'Open' button and a 'Fill Out Form' button (highlighted with a red box and labeled '2.'). The modal text instructs the user to complete the form to indicate permission for their child to try-out.

1. Select 'Online Order Forms' on the left panel
2. Select 'Fill Out Form' for the child that will be trying out for an activity

Sports Try-out Permission Form

Home

New Student Online Enrollment

Re-enrollment for the 16-17 school year

Online Forms

Arena Scheduling

Calendar

Student Info

Food Service

Schedule

Fee Management

Student Records

Skylert

Login History

District Message

Please complete this form to indicate for which activities you give your permission for your child to try-out.

3.

District Message

1. Custom Form

2. Complete Sports Try-out Permission Form

Next

Close and Finish Later

3. Select '1. Custom Form'

4. Select 'View Full Screen'

Step 1. Sports Try-out Permission Form (Required)

Print

4.

View Full Screen

District Message

1. Sports Try-out Permission Form

2. Complete Sports Try-out Permission Form

Previous Step

Next Step

Close and Finish Later

Trojans **Troy CCSD 30C** *Where it all begins*

5800 West Theodore Street
Plainfield, IL 60586

The Troy CCSD 30-C learning community will achieve excellence and will conquer the challenges of the future.

Sports Try-out Permission Form

This form must be completed to tryout for any Troy sports as well as an IESA physical must be on file with Physicals are valid for one year from the date they were received.

Student's Name:

Student's Gender:

Student's Grade:

Early Fall Season Try-outs:

1st Activity try-out choice:



Troy CCSD 30C

5800 West Theodore Street
Plainfield, IL 60586

Where the future begins!

Office: (815) 577-6760
Fax: (815) 577-3795
<http://www.troy30c.org>
Twitter: @troy30c

The Troy CCSD 30-C learning community will achieve excellence and will conquer the challenges of the future.

Sports Try-out Permission Form

This form must be completed to tryout for any Troy sports as well as an IESA physical must be on file with the Athletics Office to tryout. Physicals are valid for one year from the date they were received.

Student's Name:

Student's Gender:

Student's Grade:

Early Fall Season Try-outs:

1st Activity try-out choice:

2nd Activity try-out choice:

3rd Activity try-out choice:

Late Fall Season Try-outs:

1st Activity try-out choice:

2nd Activity try-out choice:

3rd Activity try-out choice:

Winter Season Try-outs:

1st Activity try-out choice:

2nd Activity try-out choice:

3rd Activity try-out choice:

Spring Season Try-outs:

Activity try-out choice:

5. Select the sports for which you are allowing your child to try-out


Parent/Guardian Signature:

Date:

6. Sign (type) your (parent/guardian) name and date

7.

Print Complete Step 1 Only Complete Step 1 and move to Step 2



Troy CCSD 30C

5800 West Theodore Street
Plainfield, IL 60586

Where the future begins

Office: (815) 577-6
Fax: (815) 577-3
<http://www.troy30c>
Twitter: @troy

The Troy CCSD 30-C learning community will achieve excellence and will conquer the challenges of the future.

Sports Try-out Permission Form

This form must be completed to tryout for any Troy sports as well as an IESA physical must be on file with the Athletics Office to tryout. Physicals are valid for one year from the date they were received.

Student's Name:

Student's Gender:

Student's Grade:

Early Fall Season Try-outs:

1st Activity try-out choice:

2nd Activity try-out choice:

3rd Activity try-out choice:

Late Fall Season Try-outs:

1st Activity try-out choice:

2nd Activity try-out choice:

3rd Activity try-out choice:

Winter Season Try-outs:

1st Activity try-out choice:

2nd Activity try-out choice:

3rd Activity try-out choice:

Spring Season Try-outs:

Activity try-out choice:

Parent/Guardian Signature:

Date:

7. Select 'Complete Step 1 and move to Step 2' - these buttons ('Complete Step 1 Only' or 'Complete Step 1 and move to Step 2') could be located at the top or bottom of the page.

Step 2. Complete Sports Try-out Permission Form (Required)
By completing Sports Try-out Permission Form, you are confirming that the Steps below have been finished. Are you sure you want to complete Sports Try-out Permission Form for Alondra?

Review Sports Try-out Permission Form Steps
Step 1) Sports Try-out Permission Form Completed 07/07/2016 9:16am

Guardian Name: Guardian Address:

8. Submit Sports Try-out Permission Form

District Message
1. Sports Try-out Permission Form
✓ Completed 07/07/2016 9:16am
2. Complete Sports Try-out Permission Form

Previous Step Next Step
Close and Finish Later

8. Select 'Submit Sports Try-out Permission Form'

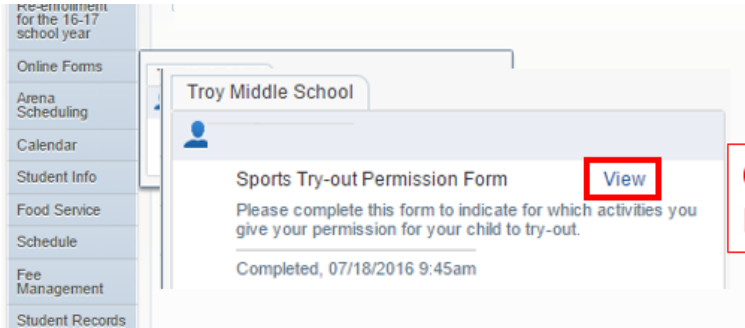
9. You will see a confirmation that the form was successfully completed.

9.

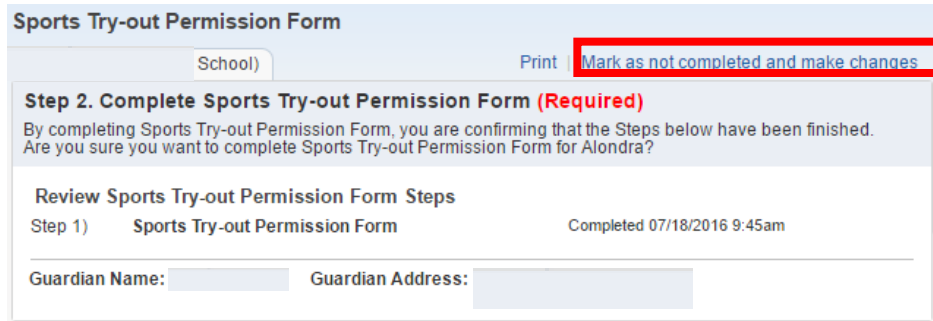
✓ Sports Try-out Permission Form was **successfully completed** and submitted to the district for on Thu Jul 7, 2016 9:23am by

[Go back to review completed steps](#)
[Mark Sports Try-out Permission Form as not completed and make changes](#)

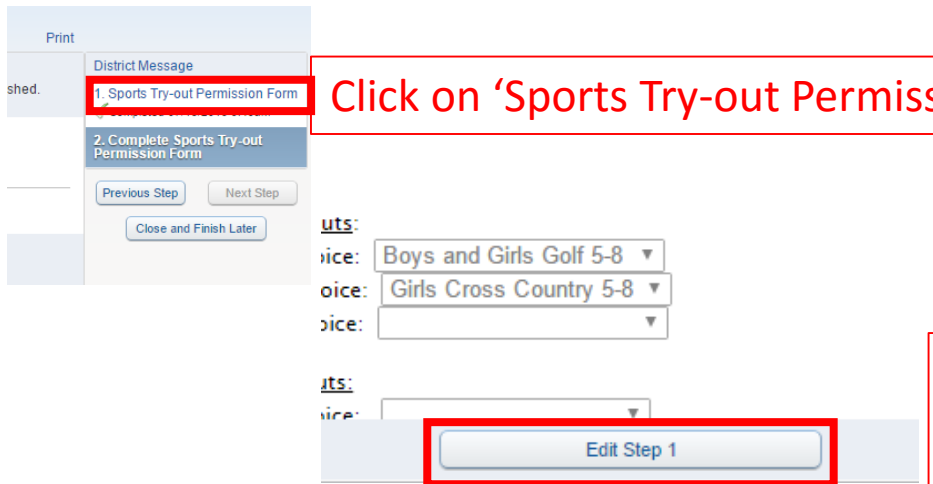
To Add sports for try-outs:



Click on 'Online Forms' and select 'View' in the Sports Try-out Permission Form section



Click on 'Mark as not completed and make changes'



Click on 'Sports Try-out Permission Form'

Click on 'Edit Step 1' (located at the bottom of the screen) to add the sports in the future seasons
Complete the rest of the process (see page 4)